

Intermail

Mail Box Systems | Frames | Surrounds | Supports





Mail Box Systems

Lloyd Worrall Group can supply a range of mail boxes to suit every requirement.

Our range of mail box systems are purpose designed for individual properties or buildings of multiple occupancy requiring safe and stylish storage of mail.

All boxes can be installed individually or can be fixed together in rows and columns (banks), free standing or wall mounted, making them ideal for apartment blocks and office accommodation.

Enclosures and frames are available to help enhance their visual appearance and to give the unit a unified look.

Designed for both internal and external use, and manufactured to the highest specification, all boxes meet the latest BS EN 13724 standard to ensure quality and durability.

Our mail box solutions are tailored to individual project requirements, meeting design, specification and budget criteria.

Our mail box systems are available in a variety of traditional and contemporary styles, enabling them to be incorporated into all types of building – from refurbished offices to the latest new build apartment.

BS EN 13724:2002 Apertures of private letter boxes and letter plates. Requirements and test methods.

BS EN 13724:2002 specifies the requirements and test methods of the apertures for the delivery of letter post items when fitted in accordance with the manufacturers' instructions.

It takes into account security, impregnability, safety and performance for the recipient, and ergonomics and efficiency for delivery personnel.

Furthermore the standard classifies the protection against vandalism and corrosion.

Even the lock quality and resistance of rainwater penetration are tested.


There are around 3,000 back injuries to postmen and women each year. Delivering to low level letter boxes at the base of a house front door or to office blocks forces postal staff to stoop to ground level whilst carrying a satchel of mail weighing up to 16kg which can cause a serious risk of back strain.

BS EN 13724:2002 states that for "ergonomic and safety reasons" the centreline of the letter box aperture for individual mailboxes should be at a height between 700mm and 1700mm.

Choice : Quality : Durability : Technical Support

Mail boxes are available in horizontal and vertical designs and as individual units. There is a choice of front delivery and retrieval, or rear retrieval such as through the wall installation. Double capacity mail boxes are also available should the need arise.

With a wide range of materials, sizes and colours we offer a range of mail boxes to match any space and aesthetic requirement.



We can prepare detailed plans of your design proposals and requirements which take into consideration box heights and opening centres, ensuring that you receive the correct mail box solution.

Our staff are qualified to advise on standards and product performance and provide guidance on selecting the correct mail box and accessories, regardless of the size or location of your project.

Horizontal



Double capacity



Rear retrieval



Vertical



Individual mail boxes



Frames: for in-wall applications



Surrounds: for against the wall protection



Supports: for freestanding applications



Finishes and Accessories



Our range of metal mail boxes may be powder coated in any finish from our standard colour chart which is available upon request. Any RAL finish from the Official RAL Colour Chart is also available upon request.

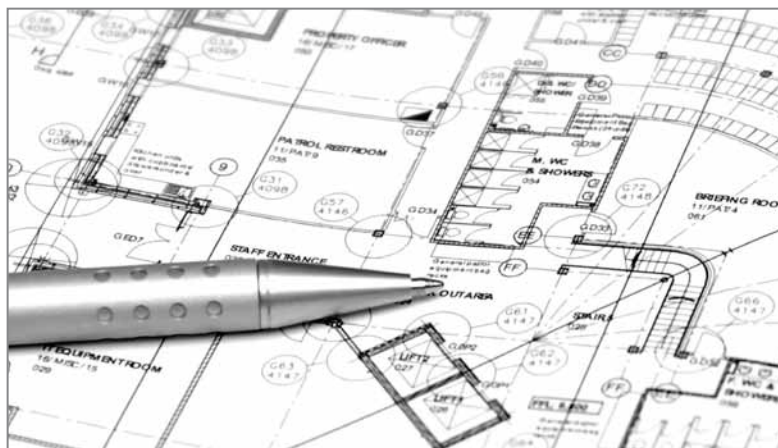
Our wide choice of surrounds and frames allows the mail box units to be integrated with either the interior or exterior decor of the building.

Frames: can be supplied in loose strips or fixed to the bank of mailboxes. They are available in a variety of styles and finishes.

Surrounds: are supplied to provide an enhanced look to the bank as well as strengthen the bank when housed. They can be placed against the wall or combined with supports. They are available in a variety of styles and finishes.

Supports: side and base supports available in steel, stainless steel and aluminium or powder coated in RAL colours.

This introductory brochure provides an overview of some of the mail box products and accessories and does not include the full range of mail box systems available from the Macnaughton Blair Architectural Division. Please contact us for specific product information.



The Company

Lloyd Worrall Group, consisting of Lloyd Worrall, Yannedis, Classic Hardware and MB Architectural can schedule your project requirements with all items adhering to the latest British and European standards as well as meeting the requirements of building regulations and of course BS 8300.

Lloyd Worrall Group is the Architectural Division of Macnaughton Blair Ltd, part of Grafton Group plc - a major building material and services supplier operating in the UK and Ireland.

The business specialises in the provision of a complete solution, incorporating not just the door furniture but also the mechanical and electrical items required to ensure we meet the buildings design and security needs.

Lloyd Worrall is a leading supplier of architectural ironmongery and comprises five regional companies located in Bury St Edmunds, Manchester, Milton Keynes, Newcastle upon Tyne and Sheffield.

Founded in 1911, **Yannedis** is the oldest established architectural ironmonger in Britain. Yannedis has a formidable reputation for producing custom-made ironmongery from detailed historical reproductions to modern patterns.

MB Architectural is the leading supplier of architectural ironmongery, access control and door automation in Northern Ireland.

Classic Hardware specialises in meeting the ironmongery and access requirements of the Housing and Facilities Management sectors.


The specification of architectural ironmongery is at the core of each of our businesses. We offer a full specification, scheduling, quotation, contracts management and delivery service to architects, specifiers and contractors. This includes a specialist access control service of specifying and installing a comprehensive package of access control and door automation solutions.

All products specified adhere to the latest British and European standards as well as meeting the requirements of building regulations and the guidance given in BS 8300.


The Quadrant
Suite 6B, 99 Parkway Avenue
SHEFFIELD
S9 4WG
T: 0114 213 2860
E: enquiries@lloydworrall.co.uk

 Lloyd Worrall
Unit 2, Bilton Road
Bletchley
MILTON KEYNES
MK1 1HW
T: 01908 622 650
F: 01908 622 651
E: miltonkeynes@lloydworrall.co.uk

www.lloydworrall.co.uk

 Lloyd Worrall
Units 13-16, Noble Street Ind. Est.
off Scotswood Road
NEWCASTLE UPON TYNE
NE4 7PD
T: 0191 226 0888
F: 0191 226 0803
E: newcastle@lloydworrall.co.uk


www.lloydworrall.co.uk

 Lloyd Worrall
Unit 2, Tenax Cross
Tenax Road, Trafford Park
MANCHESTER
M17 1AZ
T: 0161 873 5301
F: 0161 873 5302
E: manchester@lloydworrall.co.uk

www.lloydworrall.co.uk

 Lloyd Worrall *incorporating* Classic Hardware
Unit 10, Attercliffe Common Ind. Est.
Fell Road
SHEFFIELD
S9 2AL
T: 0114 244 3350
F: 0114 244 4219
E: sheffield@lloydworrall.co.uk
E: ask@classichardware.co.uk

www.lloydworrall.co.uk
www.classichardware.co.uk

 Yannedis
Suite G9B, 9-11 Gunnery Terrace
Royal Arsenal
LONDON
SE18 6SW
T: 020 8301 8320
F: 020 8301 8321
E: ask@yannedis.com

www.yannedis.com

 MB Architectural
14a Falcon Road
BELFAST
BT12 6RD
T: 028 9038 0200
F: 028 9038 0201
E: ask@mbarchitectural.com

www.mbarchitectural.com