

Access Control and Door Automation



Introduction

As a leading independent supplier and installer of access control and door automation products, our key philosophy is to source, specify and install products which fulfill the performance and budget expectations of the client, by offering long term ease of use, future expansion capacity and reliability.

Macnaughton Blair Architectural Division, comprising of Lloyd Worrall, Yannedis and MB Architectural, are able to offer product selection and design advice from our seven UK based offices, from simple standalone products to fully integrated software based systems, incorporating door automation and often doors and hardware.

This comprehensive service includes design consultation, site surveys and the supply and installation of fully co-ordinated access control and door hardware packages, backed by service and maintenance contracts for customer peace of mind.

All door automation installations are carried out to comply with the recommendations of BS7036 (Safety at Powered Doors for Pedestrian Use), utilising ADSA qualified engineers.



We would welcome the opportunity to work with you on your future projects in order to provide you with systems and solutions that ultimately make your premises more secure and manageable.

A wide range of sector and product brochures are available in a PDF format. Please contact your local branch for further information or visit our websites:

www.lloydworrall.co.uk

www.yannedis.com

www.mbarchitectural.com



Each of our companies works closely with architects, specifiers and contractors offering a full specification, scheduling, estimating, contracts management and delivery service.

Corporate Social Responsibility

Each of our companies recognises the importance of conducting its business in a socially responsible manner. This is demonstrated in the way we deal with our employees, customers, suppliers and the communities in which we do business. We consider that corporate social responsibility is an integral element of good business management.

Standalone Access Control



CL500

CL200

LD450

LD470

CL500

Heavy duty mechanical digital lock with lever handle with anti-panic sashlock.

CL200

Light duty mechanical digital lock with hexagonal knob.

LD450

Light duty mechanical digital lock with knob.

LD470

Medium duty mechanical digital lock with lever handle.



S-7000

L-1000

5000

210CL

S-7000

Light duty mechanical digital lock, turn operated.

L-1000

Medium duty mechanical digital lock with lever handle.

5000

Medium duty mechanical digital lock with lever handle.

210CL

For use where access to particular areas is restricted to persons knowing the digital passcode. Compatible with electric strikes, motor locks and other locking devices.



E-5000

E-2000

E-5000

Heavy duty electronic digital lock with lever handle.

E-2000

Self-powered electronic locks that do not require batteries or other power sources. The lock generates its own power with every turn of the lever.

CD3500 / FD5000

A self-contained battery-powered system used with ASSA modular lockcases. Pin and Biometric variants.



TouchGo

J-E1200

Lever furniture with integral five-button keypad. Handed.

TouchGo

Offers keyless entry via a fob carried in the users clothing which emits an acoustic signal to grant access rights.

C-Lever

An elegant and robust standalone access control product which can be wirelessly integrated into an online system at any point in time.



CD3500

FP5000



C-Lever



J-E1200



Digital Cylinders

Digital Cylinders

Offers the possibility of a five minute upgrade from mechanical lock to an offline/online managed door which can integrate seamlessly into a building wide software based access control system.

Electronic Hardware



Magnetic Locks



Shear Magnets

Magnetic Locks


Locking device that consists of an electromagnet and armature plate. By attaching the electromagnet to the door frame and the armature plate to the door, a current passing through the electromagnet attracts the armature plate holding the door shut. 12/24 V DC. Medium to high security and weatherproof options. Highly resistant to wear because they have no mechanical moving parts.

Shear Magnets

A range of mortice and surface shear magnets are available.



Effeff351



Electric Strikes

Effeff351

Fail unlocked, double action electric lock. 12 or 24V DC, monitored.

Transom mounted housing is available - please ask you local representative for details.

Electric Strikes

High quality components with exceptional resistance to wear. Ideal for high traffic areas. Fail safe and fail locked options. Variety of alternative faceplates available.



DS3000

DS3000

Provides 1 metric tonne of resistance to side load, this fail safe surface mounted lock is ideal for double swing doors as it will compensate for up to 10mm of door misalignment and will release under side load pressure, yet only draws 500mA at 24v.



EL520



ES8000

EL520

Motor lock for timber or metal doors with anti-friction latchbolt and hardened deadbolt plus separate control unit. Fail locked outside, free egress is available from the inside when a handle is fitted. 12-24V DC. Conforms to DIN 18251. BS EN12209-1.

EL560

Fail locked and fail unlocked solenoid lock for timber or metal doors with deadbolt and anti-friction latchbolt. 12-24V DC. Conforms to DIN 18251. BS EN12209-1.

ES8000

The ES8000 is a high torque motorised bolt which is suitable for fail safe applications where the lock needs to be concealed. It can be used on double swing doors as the product will compensate for horizontal misalignment up to +/-3-5mm. the bolt will also release with pre-load of 15kg applied to the door.



ES6000

ES6000

This high holding force lock(700kg) is ideal for high air pressure environments as it will release with up to 300kg of side load applied to the door. Available surface mounted for swing doors and recess mounted for sliding doors. Dual voltage. Fail safe/secure versions available.

Access Control Emergency Egress



90 Series Touch Bar



90 Series Push Bar

Electrical control of the emergency egress device by means of an electrical locking element.

90 Series Touch Bar

Fitted on the internal side of the door to release an electrical locking device.

90 Series Push Bar with Exit Detection

The push bar is always free - a microswitch signals if the touch pad has been used. Combined with an electric locking device, it releases the door for immediate escape.



CX99EO

CX99EO

Delayed egress which offers added protection to vulnerable fire exits in retail and mental health environments. A 15 second delay with alarm signaling can be supplied to panic bolts and magnetic locks ensuring that trained staff can respond to emergency situations.



AD4300 ES

AD4300 ES

A solenoid concealed in the touchbar assembly provides instantaneous retraction of the latchbolt to provide access from the secure side of the door. Remote control can be accomplished with switching devices such as key switches or card readers, that provide a normally open or closed electrical contact.



EL520 Exit Kit



HES9600

EL520 Exit Kit

Electronic motor lock meets BS EN 179 and BS EN 1125 for emergency and panic exits and EN1634-1 for fire resistant doors.

HES9600

Heavy duty rim electric strike for use with panic latches allowing controlled electronic access via external fire exit doors.



CL500



C-Lever

CL500 Panic Kit Option

The mechanical CL500 is particularly suited to external panic latches and actuators and includes a panic kit option that allows it to work with most single point panic pads or bars.

C-Lever Anti-Panic

An "anti-panic" version for panic doors tested to BS EN179 is available. Also tested with single action egress multipoint lock and included in PAS23 and PAS24 tests.

Hotel Locking



E760



E790



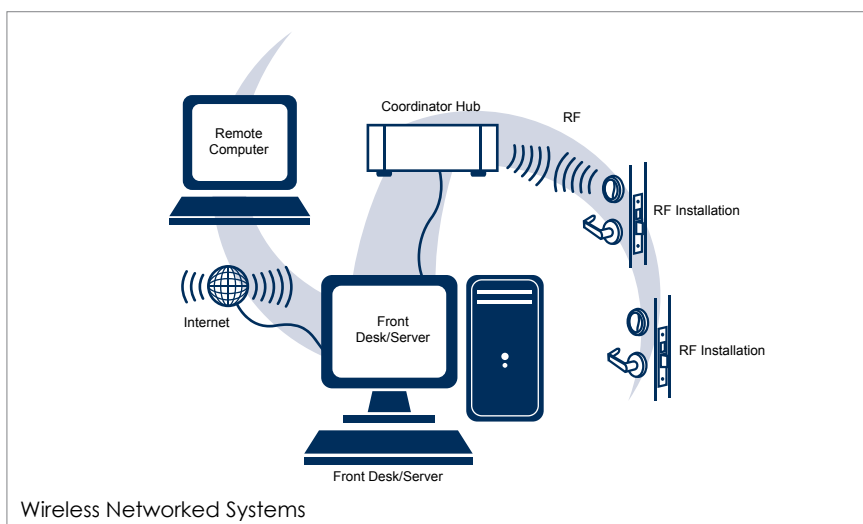
FDU



Wall Mounted Readers



ESU



Wireless Networked Systems

We are able to provide hotel locking systems which not only enhance security but will also provide ease of use and flexibility for the hotel staff and management team.

A choice of standalone locking products is available which can incorporate traditional magnetic stripe technology or RFID read/write technology for greater flexibility and contactless operation.

E760 – Standalone Hotel Lockset

- Low cost magnetic card operated.
- Easy battery replacement from outside room.
- 50,000 operation battery life.
- Full audit trail facility.
- Automatic cancellation of previous guest card.
- Compatible wall reader available.
- Managed via Front Desk Unit (FDU) or web based Atlas software.

E790 – Standalone Hotel Lockset

- Contactless RFID read/write card technology.
- Easy battery replacement from outside room.
- 50,000 operation battery life.
- Full audit trail facility.
- Automatic cancellation of previous guest card.
- Compatible wall reader available.
- Managed via Front Desk Unit (FDU) or web based Atlas software.

FDU - Front Desk Unit

- Portable programming – no IT infrastructure required.
- Encodes, reads and verifies key cards.
- Programs, audits and maintains locks.
- Easy to use menu driven software.
- Stores last 4000 transactions.

Wall Mounted Readers

- Used in locations where it is impractical to use door mounted units, for example, lift control and main external entrances.
- Magnetic stripe and RFID versions available.

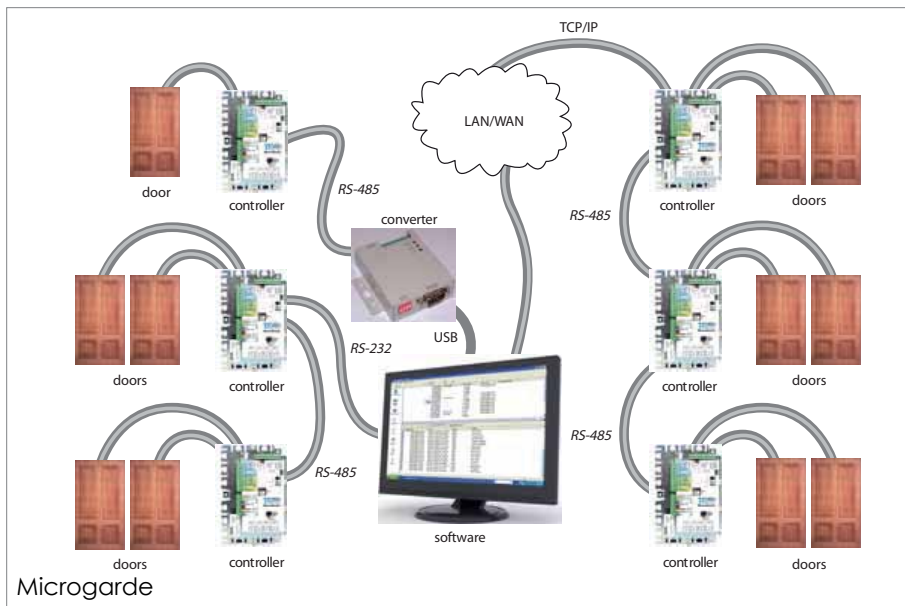
ESU - Energy Saving Units

- Ensures that all electrical facilities are turned off when guest leaves the room. 10-30 second egress delay is available.
- Can only be operated by encoded compatible guest cards.
- Magnetic stripe and RFID versions available.

Wireless Networked Systems

For larger sites, we are able to provide software driven products which use RFID wireless technology to provide a wide range of programming functionality.

Access Control Software




Microgarde- TDSi

MicroGarde® I is a cost effective networked access control unit complete with free software. This gives the advantages of central control and event reporting. Each controller can run independently or as part of a network.

Also available is SOLOGarde a range of standalone products offering a cost effective method of providing access control. Designed to provide easy installation and setup the SOLOGarde system needs no shadow cards.

ASSA ARX

The ARX range of intelligent door operating systems is ideally suited for multi-building, multi-site applications such as large corporates and major educational establishments. ARX Standard is able to control unlimited doors and has a number of modules that enable the system to be fully integrated with Galaxy intruder alarms, and a photo ID function. Future-proof, easy to install and start up, ARX combines the flexibility of access control with the convenience of being able to manage security over a standard computer network.



ASSA Cliq

The new CLIQ technology from ASSA combines the best of design and electronics in the smartest possible manner. The system's mechanical design creates the basic foundation, which is made up of different security zones or levels. The electronic programming of the keys gives authorisation to individuals or to groups of individuals, allowing you to manage and control your security electronically.

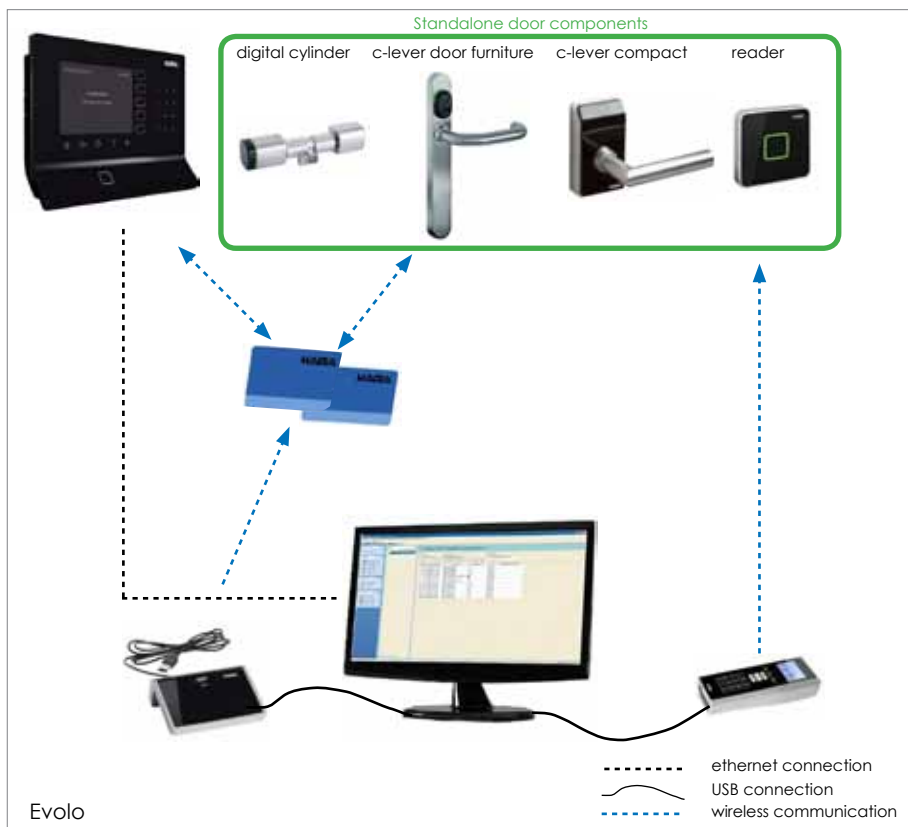
ASSA Performer Software

This user-friendly and powerful software is used to maintain and administer a CLIQ system. It allows the access level of each key to be amended or removed, flags lost or stolen keys, and provides full information on which users have access through which doors. Full reporting and search facilities are included.

ASSA Performer may be used as a standalone or networked system.



C-Lever - Kaba Evolo



Evolo is a comprehensive access system which combines the use of both offline and on-line components, which seamlessly integrate to provide many of the benefits of a fully online system but with dramatically reduced installation costs.

The real beauty of the system is that it provides unlimited future proofed expansion possibilities. It is possible to start with a single offline reader which can be extended into a multi-door, multi site system, as the client's needs develop.

Cardlink – Wireless and Safe

User authorisations are stored on the Mifare based access media using Cardlink. Access rights can be easily revised or revoked. Lost cards pose no security risk as they expire without appropriate validation.

Intuitive Operation

Basic lock programming can be undertaken at the door using a series of programming cards.

For larger more complex systems PC based authorisation management is recommended. All initial access configurations can be carried out at a standard office PC. Further modifications can be made utilising the software and hand held programmer at the door. The easy to use KEM software is available for this purpose.

Time limited access authorizations can be stored on the access media using Cardlink. Regardless of whether the doors within the building are hard wired (online) or non-wired (standalone) they can still be operated using the same card, allowing the whole system to be managed centrally.

Evolo Product Elements

1. C-Lever


The C-Lever is a durable standalone Mifare card reader which is compatible with most commercial mortice locks. Easy to install, it is available with two backplate widths and a choice of ten lever designs.

2. C-Lever Compact

The compact design allows the door reader to remain independent of the cylinder, making it suitable for installation to both new locks and existing locks. Installation time is reduced and the design also allows for the installation of a different design handle on the inside of the door if required.

3. Digital Cylinder

The redesigned digital cylinder comes in a new look ergonomic and compact design and provides visual and acoustic access signalisation. Powerful, energy-efficient electronics detect the RFID access media quickly; check the authorisation and allow the door to open. The cylinder is fitted with a Mifare reader antenna. The security-relevant electronics are installed behind the anti-drill protection in the rotor. The modular structure makes installation very simple to replace an existing mechanical cylinder with a digital cylinder.



C-lever - Kaba evolo



Reader



Update Terminal



Desktop Reader



Programming Device



KEM Software

4. Reader

The wall reader can be used with both online and offline control units and offers the facility of switching independent electric locks where required. The online reader can also be used to facilitate card validation and update facilities. They are therefore generally strategically located and used in combination with the offline system to automatically update access rights and collect audit trail information when a card is presented.

5. Update Terminal

Similar to the facility offered by the on-line reader, the validation unit is generally used at strategic locations within the building to update card access rights without having to visit individual doors. Used in conjunction with the PC and KEM software.

6. Desktop Reader

Supplied with a USB connection, the reader is required to programme the user cards and for initializing the security site card and programming master cards.

7. Programming Device

Data can be imported and exported to and from the locks using the programmer. The programmer communicates wirelessly at the door, eliminating the need for a communication cable for connection with the lock.

8. KEM Software

Required to organize and programme card access rights, validation and time zone requirements for larger systems.

Tripod Barriers

Tripod barriers can be used for access control and make life easier for reception staff at entrances to office and administrative buildings, industrial installations, banks, authorities and many other places. The barrier technology regulates the flow of people with ease, even during the busiest periods of the day. The barriers are compatible with all types of ID readers and are available in six different designs.

TouchGo

The TouchGo electronic master key system can be fully integrated into the Evolo system using the Cardlink facility. RCID technology (resistive capacitive identification) was developed by Kaba to allow the doors to unlock automatically when the lever handle is touched, providing that the user is carrying a transponder with authorised access rights in their pocket, jacket or bag etc. Ideal for buildings where the access control is required to look less institutionalized or when rapid access is required it negates the need to present a card or locate a key, such as cash offices or secure units when restraining methods need to be used.

Energy Saver Unit

Can be used when the building operator is looking to minimise the buildings power costs through use with the building management systems and lighting control. Available as a standard card unit or with unique card ID suited to the entrance door.



Tripod Barriers



TouchGo



Energy Saver Unit

Automatic Operators



CS80 Magneo

Powered by linear magnetic drive technology (LMD), Magneo is a sliding door operator designed for any modern interior whether public, commercial or private. Ideal for both new and retrofit interior applications, Magneo is an efficient and attractive way to update both the function and appearance of existing interior doorways. Activation is achieved via touchless design push plate, radio remote control or traditional infrared motion detectors.

ED100A/ED250A Fully Automatic Operator

A powerful fully automatic electro-hydraulic swing door operator, suitable both for standard doors and also for large, heavy doors. It can be adapted to a wide range of different applications and installation conditions, and offers numerous adjustable features. With the integrated permanent-open mode activated, the door is held open by a solenoid valve in manner which ensures absolute stability and operating silence.

Also available as low energy:

ED100LE/ED250LE Swing Door Operator

The slimline unit offers a range of operating modes which enable the door to be opened under power when required and used as a conventional manual swing door at all other times.



ED100/ED250 (A/LE)



ES200

ES200 Automatic Sliding Door Operator

Automatically controls the opening and closing speeds of the door, ensuring the highest possible safety at all times. An elegant unit with an energy saving power unit and an electric lock with a self-closing function that ensures the doors are always secure.

FTT Automatic Folding Doors

Automatic folding doors ensure maximum utilisation of structural widths - with clear passage widths of almost the same dimension. They do not swing out when opened and their depth is only a quarter of the clear passage width. Our range includes folding doors for emergency exits and escape routes.

RST Spacesaver Automatic Folding Doors

Also known as balanced folding doors, the spacesaver door performs a swivel movement. Can be used on emergency escape routes.



FTT



RST

KTC Revolving Doors

The revolving door offers plenty of scope for architectural creativity and is ideally suited to the requirements of wheelchair

ED1200 Bi-Fold Doors

This door uses a heavy duty, strong, intelligent and flexible controller and operator to ensure that the bi-fold operates smoothly. The door provides a wider clear opening than sliding or swinging doors - the breakout mechanism allows the door to utilise the full door opening. Available for both interior and exterior surface applied applications. A built-in circuit allows for fire-integration and control.



KTC



ED1200

Automatic Operators



DA461

DA460/461

Automatic swing door operator suitable for use on high traffic interior or exterior doors. Supplied complete with mounting plate and sliding arm (pull function). Suitable for applications where a quiet, slimline door operator is required, with a low resistance should the door need to be opened manually using the 'push and go' function. Unit has a built in back check and is suitable for use in high traffic areas.

DA461 for use on fire doors.

DA460 for use on non-fire doors.



DFA127

DFA127

Fully programmable swing door operator which can be used for both low energy and fully automatic applications on internal and external doors up to 250kgs. Several arm configurations are available including a push side slide arm and track.



TSA 160 UFO

TSA 160 UFO

Suitable for most common types of door construction including toughened glass, the electro-hydraulic operator is fully concealed under the floor. Fully adjustable opening and closing forces, speed, backcheck and latching controls. Control box can be located remotely or discreetly within a free-standing bollard.

Electro Magnetic Devices



TS73 EMF

All fire doors must be closed properly at the time of fire in order to be effective. However provision for ease of access within buildings is just as important and this is highlighted in BS8300 and ADM regulations.

Electromagnetically controlled devices enable the door to be held open. These hold-open devices are electrically linked to the fire alarm system, so if the alarm is activated or in the event of a power failure, the hold-open is released and the fire door becomes self-closing once more.

A free swing door closer enables a door to operate without any resistance, allowing the door to be left in any position until on activation of the fire alarm the electromagnetic control releases the door closer to function and close the door securely. Free swing is a popular solution for individual room access for example within nursing homes and hospitals.

The products detailed below are Certifire Approved for fire doors and meet the requirements of the fire regulations (EN1154, EN1125 and Approved Document B in England and Wales and Part 2 in Northern Ireland) and are CE Marked.



TS92 EMF

TS73 EMF

Electro-magnetic hold open pack and pinion door closer. Also available in swing-free mode. EN 4/5/6.



ITS96 EMF

TS92 EMF

Electromagnetic hold-open overhead cam action closer. EN2-4.



TS99 FL

ITS96 EMF

Electromagnetic hold-open concealed cam action closer. Closer body and slide arm are concealed with the floor leaf and frame. EN2-4 closer also available in a double action version.



BTS80 EMB / BTS80 FLB

TS99 FL

Free swing slide channel door closer. EN4. Can be linked to a fire or smoke detection system or supplied complete with an integrated smoke detector.

BTS80 EMB

Floor spring with electromagnetic hold-open options. EN 4/5/6.



EM100A

BTS80 FLB

Floor spring with electromagnetic free swing options. EN 4/5/6.

EM100A

Surface or flush mounted, wall or floor fixing standalone hold open device with armature.

Access Control Accessories



ACA01

ACA02

ACA03

ACA04

ACA01

Single gang (85x85) vandal resistant exit button c/w green surface box and security fixings. IP66 rated DPST switch. 'Press To Exit'. SSS plate.

ACA02

Narrow stile (85x39) vandal resistant exit button c/w green surface box and security fixings. IP66 rated DPST switch. 'Press To Exit'. SSS plate.

ACA03

Single gang (85x85) green dome exit button c/w green surface box and security fixings. IP66 rated DPST switch. 'Press To Exit'. SSS plate.

ACA04

Single gang (85x85) DDA 80mm dia. 'all-active' exit button c/w green surface box and security fixings. IP55 rated DPST switch. Engraved with 'EXIT' logo. SSS plate.

ACA09

Yuasa 7Ah batteries are used to provide battery back up to fail safe locks in the event of a mains power failure.

ACA10

A range of timers are available for various applications such as extension timers, 365 day timers and exit delay timers.

ACA11

The fire interface relay allows for the automatic unlocking of fail safe locks upon a signal from the fire alarm system. Other interface relays are also available.

ACA12

The timed interlock module allows the controlled sequencing of electronic locking on groups of doors, such as, a banking lobby.

ACA13

400mm surface mounted cable transfer loop. Provides the transfer of power from the frame to the door mounted electronic hardware.

ACA14

Concealed jamb mounted cable transfer unit. Improves the door aesthetics when power transfer is required.



ACA05




ACA06



ACA07

ACA05

Green Emergency Call Point with easy re-set facility and usage indication. Double Pole. Surface/ Flush mounting. Used for emergency release of electric lock and can simultaneously operate a local sounder/strobe.



ACA08



ACA09



ACA10

ACA06

A range of hinged Perspex covers with and without local alarm are available to deter the misuse of call points in public areas.

ACA15

19mm dia mortice door changeover contact switch. White.



ACA11



ACA12



ACA13

ACA16

Securitron large single bolt monitor switch (SPDT). Used to monitor the throw of mechanical lock deadbolts.



ACA14



ACA15

ACA07

A range of flush/surface single gang euro-profile key switches is available in both momentary and alternate configurations.

ACA17

Sounders and strobes can be used to indicate unauthorised egress through final exit doors.



ACA16



ACA17



ACA18


ACA08

A wide range of regulated linear and switchmode power supplies is available at 12 and 24v output, all with battery charging leads. Used to power low voltage access control products.

ACA18

Digital door viewer. Used to verify visitors to entry doors in sheltered housing, hotels and other security door environments.

Door Automation Accessories



DA01

DA02

DA03

DA04

DA01

On-door safety sensor for fully automatic doors. Available in 310 and 900mm length. SAA.

DA02

Armoured surface cable loop for use with on-door safety sensors. SAA.

DA03

Medium duty surface cable loop for use with on-door safety sensors. White end caps.

DA04

Uni-directional radar motion sensor for fully automatic activation in high traffic environments.

DA05

Narrow stile flush mounting all active wall activation switch. Other legends/finishes available. SSS. Surface back box available.

DA06

114mm square flush mounting all active wall activation switch. Other legends/finishes available. SSS. Surface back box available.

DA07

114mm wireless RF kit with easy battery replacement facility. Other legends/finishes available. SSS.

DA08

Compact RF rolling code receiver for use with RF kits or hand held transmitters.

DA09

Held held rolling code RF transmitter used for long range activation and low energy installations where activation is limited to transmitter owner.

DA10

1067x152mm Surface mounted bollard with activation switch preparation. Clear anodized.

DA11

Three position key switch (OFF/AUTO/HOLD OPEN). SSS plate. Surface back box available. Other key switches are available.

DA12

1925mm slim profile roller blind finger protector. SAA with black fabric.

DA13

1800mm solid aluminium finger protection for harsh environments. SAA.

DA14

Flat section barrier rails. Available wall to floor mount, floor to floor mount with either solid infill panel or 6mm toughened glass infill. Powder coated RAL 9006 (Grey) as standard.

DA15

Self adhesive Automatic door/Keep Clear labels required to comply with BS7036.

DA16

Dummy transom closer to replace spring unit on an aluminium door when retrofitting a swing door operator.



DA05



DA06



DA07



DA08



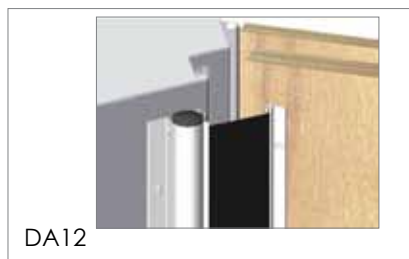
DA09



DA10



DA11



DA12



DA13



DA14



**Automatic
Door**

DA15



DA16

Lloyd Worrall
Unit 6, Denbigh Hall
Bletchley
MILTON KEYNES
MK3 7QT
T: 01908 643 364
F: 01908 643 643
E: miltonkeynes@lloydworrall.co.uk

Lloyd Worrall
Unit 13, Chamberlayne Road
Moreton Hall Ind. Est.
BURY ST EDMUNDS
IP32 7EY
T: 01284 762 002
F: 01284 762 003
E: bury@lloydworrall.co.uk

Lloyd Worrall
Units 10-11, Attercliffe Common Ind. Est.
Fell Road
SHEFFIELD
S9 2AL
T: 0114 244 3350
F: 0114 244 4219
E: sheffield@lloydworrall.co.uk

Lloyd Worrall
Unit 1, Bentinck Street Ind. Est.
off Chester Road, Hulme
MANCHESTER
M15 4LN
T: 0161 833 0270
F: 0161 832 3904
E: manchester@lloydworrall.co.uk

Lloyd Worrall
Units 13-16, Noble Street Ind. Est.
off Scotswood Road
NEWCASTLE UPON TYNE
NE4 7PD
T: 0191 226 0888
F: 0191 226 0803
E: newcastle@lloydworrall.co.uk

www.lloydworrall.co.uk

Yannedis
Unit 3, Woodford Trading Estate
Southend Road
Woodford Green
LONDON
IG8 8HF
T: 020 8550 8833
F: 020 8551 0026
E: ask@yannedis.com

www.yannedis.com

MB Architectural
14a Falcon Road
BELFAST
BT12 6RD
T: 028 9038 0200
F: 028 9038 0201
E: ask@mbarchitectural.com

www.mbarchitectural.com